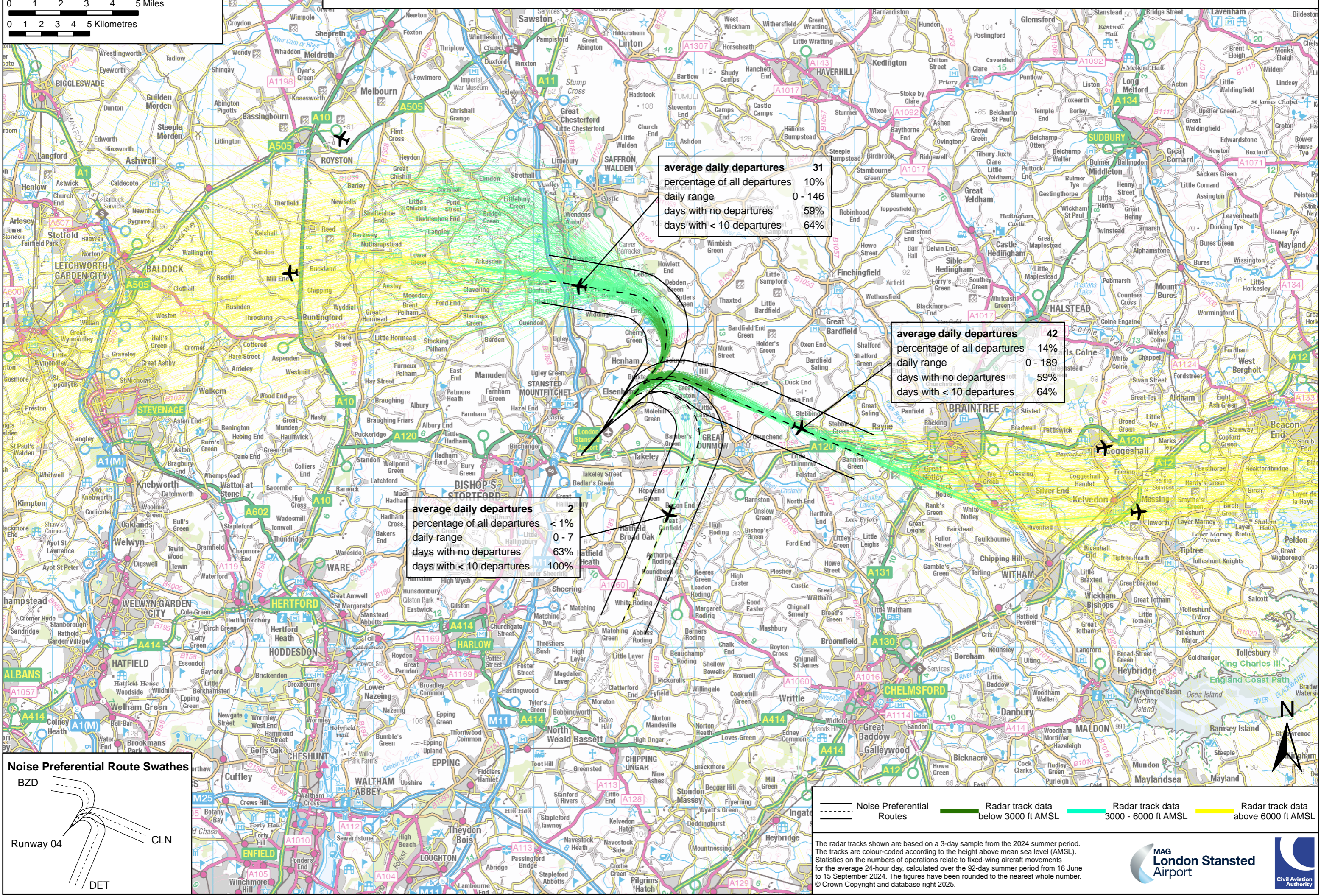
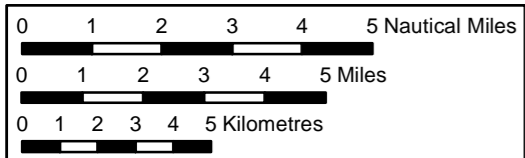


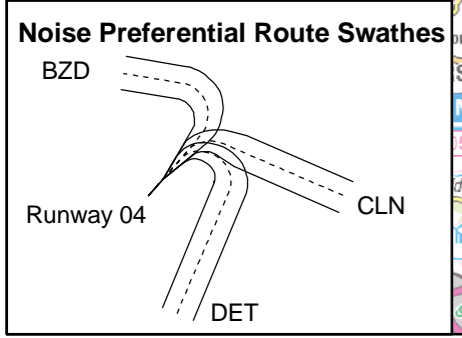
# 2024 average summer 24-hour day - aircraft departing from London Stansted Airport on Runway 04 Noise Preferential Routes



average daily departures 31  
 percentage of all departures 10%  
 daily range 0 - 146  
 days with no departures 59%  
 days with < 10 departures 64%

average daily departures 42  
 percentage of all departures 14%  
 daily range 0 - 189  
 days with no departures 59%  
 days with < 10 departures 64%

average daily departures 2  
 percentage of all departures < 1%  
 daily range 0 - 7  
 days with no departures 63%  
 days with < 10 departures 100%



— Noise Preferential Routes  
 — Radar track data below 3000 ft AMSL  
 — Radar track data 3000 - 6000 ft AMSL  
 — Radar track data above 6000 ft AMSL

The radar tracks shown are based on a 3-day sample from the 2024 summer period. The tracks are colour-coded according to the height above mean sea level (MSL). Statistics on the numbers of operations relate to fixed-wing aircraft movements for the average 24-hour day, calculated over the 92-day summer period from 16 June to 15 September 2024. The figures have been rounded to the nearest whole number. © Crown Copyright and database right 2025.

